



Premium imaging quality available in two industrial grade form factors, U10 and U10s, that deliver the same uncompromising Ultra High Definition performance, where and how you need it!



- Convenient 10:1 zoom optics with auto-focus
- Ultra HD, 8 megapixel 30 fps camera for careful inspection of fine detail
- Designed for outstanding performance even in poor light conditions
- Large practical working distance
- Switchable between UHD 4K and FHD output
- Options include ESD-protected housing and a built-in laser pointer



"High Resolution, Ergonomic, Endlessly versatile!"

Designed for ergonomic use

Inspectis Ultra HD digital microscopes provide relief to eyes, neck and shoulders through the unique ergonomic design and 230 mm free working distance. By allowing operators to sit comfortably in a good working position, their inspection tasks can be carried out more efficiently.



U10s, Stand-alone 4K system with Single-arm Boom Stand


Thanks to its large aperture optics and sensitive image sensor, U10s provide astonishing images of the inspected object with minimum glare and reflections, even in poor lighting conditions.



The system's standard optics produces 2,4 - 24x magnification (24" monitor). If further magnification is needed, a wide range of diopter Macro Lenses can be added to magnify up to 50x.

Inspectis digital microscopes offer true ease of use with minimal interaction needed with controls and settings. All basic parameters such as zoom, brightness and colour levels can be controlled by the user through on-board buttons on top of the device.

An optional built-in laser pointer aims at the area of interest and assists in locating it on the screen.




Electronics PCB, x10 Zoom +1 Macro, 29x Mag.



Micro mechanics, x5 Zoom, 12x Mag.



Medtech, x10 Zoom with +5 Macro, 50x Mag.



Forensic, x9 Zoom, 21x Mag.

” Optimized for inspection and repair of electronic PCBs ”


Making optical inspection enjoyable

Connect a U10s digital microscope to a 4K UHD display or your PC via Inspectis' plug-&-play USB3.0 converter and take advantage of the astonishing image resolution, high contrast, true colours at 1:10x zoom range in your optical inspection work.

The Inspectis U10 and U10s digital microscopes can significantly reduce the time you spend on inspecting parts compared with other optical visual systems.



- 1:10x Zoom Optics
- AutoFocus
- On board Controls
- Aluminium Housing
- HDMI Digital Output
- Red Laser Pointer
- Modular Design
- ESD Protected
- Stable Stands
- USB3.0 Converter
- Wide range of accessories
- Advanced Remote Controller



The Inspectis 4K Digital Microscopes are available in two basic models:

U10, an all-in-one, plug-and-play system with integrated aluminium stand and built-in adjustable white LED illumination.

U10s, a stand-alone, totally configurable system with a variety of mounting solutions. Select between any of Inspectis' Boom type, XY-type or Articulated arm stands.



U10 with Antistatic body



U10s with Single-arm Boom Stand

”Designed according to industry standards”

System Specifications

System:

| | |
|-------------------------|---|
| Video Output | Ultra HD 2160/29.97p, 2160/25p switchable to Full HD 1080p/59.94, 1080p/50 |
| Imager | 8.3M pixels. 3840(H) x 2160(V) 16:9 format. Progressive scan CMOS image sensor. |
| Pixel Size (resolution) | 1.8 µm x 1.8 µm |
| I/O Ports | HDMI video output, 5P MiniDin Power input, 8P MiniDin External Remote Control |
| On-board Control | Zoom, Iris, Auto Focus on/off, White Balance, 4K to Full HD format swap. |
| External Remote Control | Zoom, Iris, Manual/Auto Brightness, Manual/Auto Focus, White Balance, Picture Quality Mode, Display Text, Haircross overlay, Image Rotate, Image Freeze, Memory Save/Recall (2 pcs), Foot-switch, Video Output Format and Frame Rate. |
| Illumination | Integrated Long-life 18x ultra bright pure white LEDs with direction adjustment |
| Storage Environment | -20° - +60° C, 20 - 95% RH, non-condensing |
| Operating Environment | -5° - +40° C, 20 - 95% RH, non-condensing |
| Size, Weight | 395 x 240 x 360 mm including metal base, 4.5 kg. including metal base |

Optics:

| | |
|-------------------------------------|--|
| Lens system | 10x Optical Zoom with Auto Focus and Iris Control |
| Working distance | 230 mm (from lens to object at maximum zoom factor) |
| Magnification x1-x10 zoom factor | ~ 2.7x ~ 27x on 27" monitor (~ 57x with +5 macro lens) |
| Field of View at x1-x10 zoom factor | ~ 218 x 122,6 mm to ~ 21,8 x 12.3 mm (~ 10.3x5.8mm with +5 lens) |
| Laser pointer | Class 1 red LED laser with automatic through-optics alignment |



Ordering numbers Inspection Systems:

| Item name | Order No. | | |
|--|-----------|---|------------|
| Inspectis U10, Ultra HD 2160p Digital Inspection Microscope | HD-017 | Lens protection filter, 67mm | HD-098 |
| Inspectis U10s, Ultra HD 2160p Modular Digital Inspection Microscope | HD-018 | Ring Light White LED with detachable diffuser | HD-024 |
| With Antistatic housing | * -E | Polarization filter for Ring Light | HD-024-P-U |
| With Laser Pointer | * -L | Ring Light UV 365-375nm wavelength LED | HD-025 |
| | | Extension cable (2.0m) for Ring Light | HD-024-C |
| | | XY Floating Board, Antistatic | HD-028 |
| | | Tilt Board, Antistatic | HD-029 |
| | | Aluminium carrying case | HD-040 |
| | | Full HD to USB3.0 converter with software Light | HD-031 |
| | | Full HD to USB3.0 converter with software Pro | HD-032 |
| | | Full HD HDMI to USB3.0 converter | HD-033 |
| | | Single-arm Boom stand | HD-060 |
| | | Single-arm Boom stand, Antistatic | HD-060-E |
| | | Double-arm Boom Stand | HD-070 |
| | | Articulated-arm Boom Stand | HD-080 |
| | | Rack-&-Pinion Fine Focusing module | HD-090 |

Ordering numbers optional Accessories:

| | |
|---|--------|
| Remote Camera Control with Advanced Adjustments for Inspectis Microscopes | HD-020 |
| Foot switch for Remote Camera Control | HD-027 |
| Macro lens +1 diopter, 67mm | HD-036 |
| Macro lens +2 diopter, 67mm | HD-037 |
| Macro lens +3 diopter, 67mm (Achromatic) | HD-038 |
| Macro lens +5 diopter, 67mm (Achromatic) | HD-039 |

Reseller



Quality of Inspection

Inspectis Optical Systems
Stockholm, Sweden

www.inspect-is.com
info@inspect-is.com